

Coquin de Chien



TheRealCdC.com

aka, John Paul Beaudoin, Sr.
malum consilium quod mutari non potest


John Paul Beaudoin, Sr. - May 2023

LEGISLATIVE MISSION



Public Health Oversight

- Write and Pass Mass General Laws
- Write and Pass Code of Mass Regulations
- Budget Approval/Change/Rejection



*What if new public health policies have **unintended consequences** resulting in net negatives?*

OBJECTIVE



1. Evaluate

What are the consequences of past and proposed policy (law, code, budget)?

2. Design

Craft bills to balance individual liberty vs the public interest (net gain)

3. Implement

Enact optimized legislation to facilitate **net benefit** Public Health

ISSUES

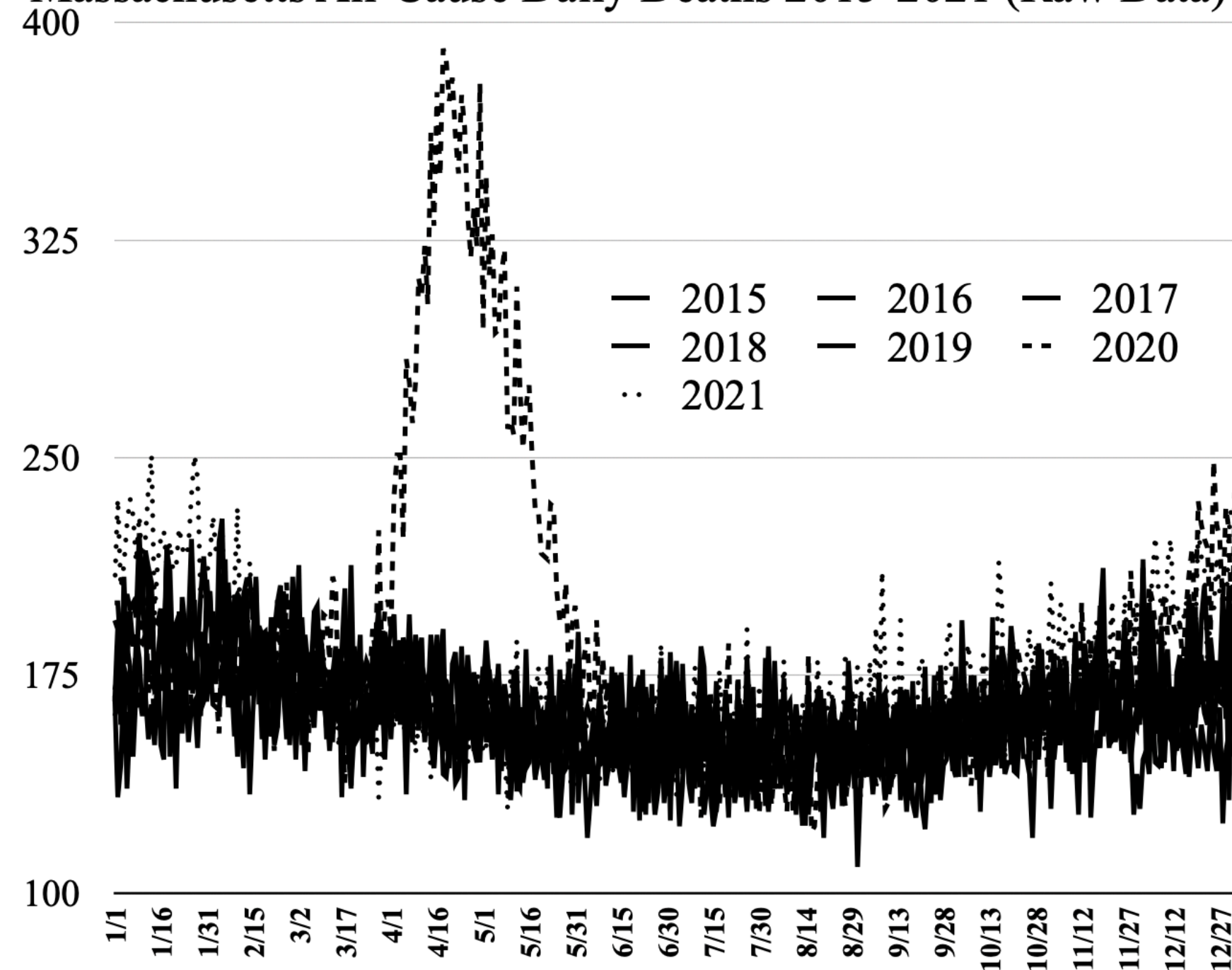


FACT

COVID, as a pandemic, lasted only **9 weeks** in Massachusetts

Emergency orders occurred halfway down the backside of that pandemic wave. None of the measures made any difference.

Massachusetts All-Cause Daily Deaths 2015-2021 (Raw Data)



Source: Massachusetts Registry of Vital Records and Statistics

ISSUES



FACT

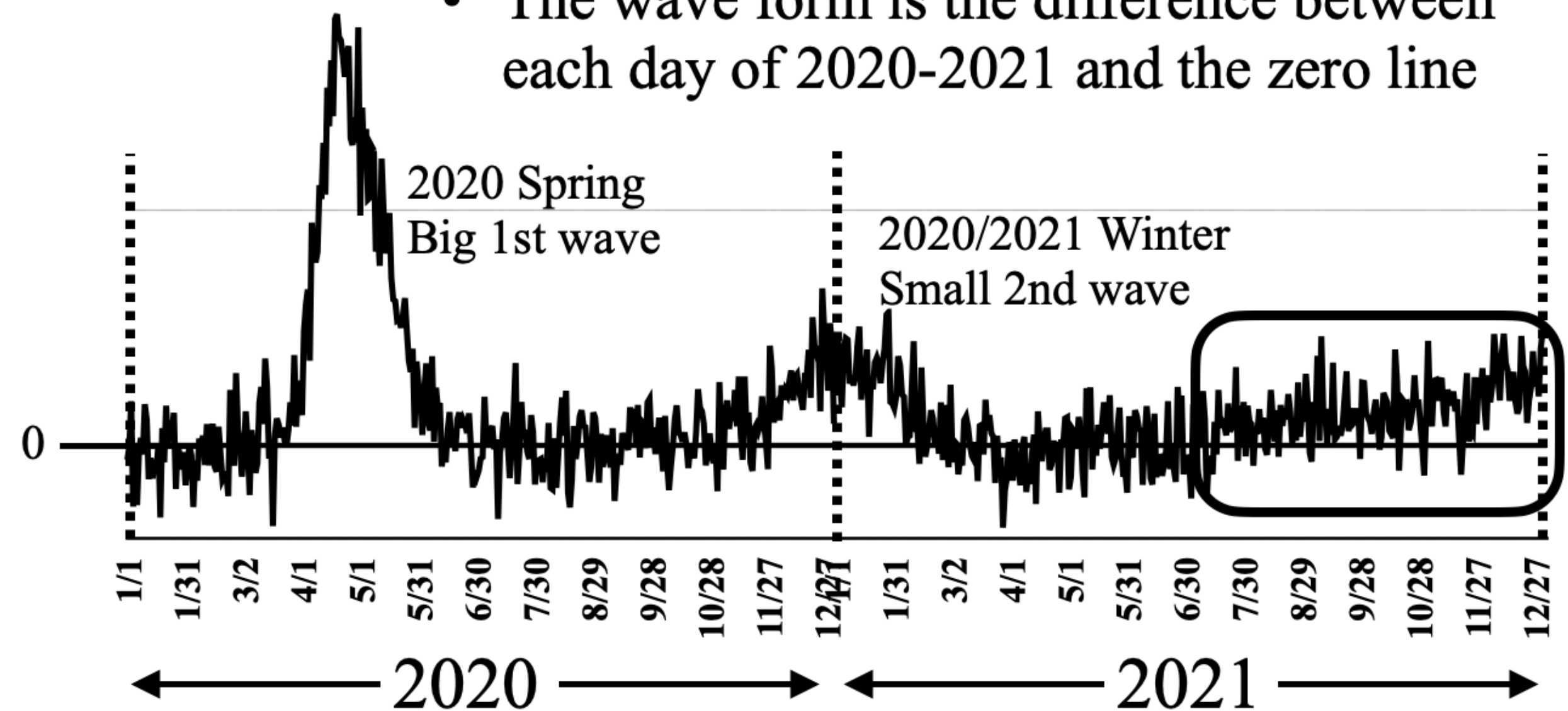
**Unseasonal steady-state
EXCESS** deaths

Entire **second half of
2021** is **NOT COVID**

*10 to 20 excess deaths every day for
half a year totals more than 2,000
excess deaths from something NOT
COVID*

Massachusetts All-Cause Daily Deaths (Raw Data)

- The zero line is the 2015-2019 Average
- The wave form is the difference between each day of 2020-2021 and the zero line



Source: Massachusetts Registry of Vital Records and Statistics

ISSUES



ISSUE

Misrepresentation on public records

Brianna 30yo - vax death labeled "covid"

Eden 17yo - vax death labeled stroke

Charles 48yo - vax death labeled "covid"

Cassidy 7yo - vax death labeled "covid"

Amaya 12yo - vax death labeled "stroke"

1,000's of deaths mislabeled resulting in vax deaths unknown and "covid" deaths inflated

100's **ACCIDENTAL** deaths labeled "*COVID*" deaths

"ACUTE FENTANYL INTOXICATION IN THE SETTING OF SARS COV2 POSITIVITY"


"BLUNT FORCE TRAUMA TO THE HEAD" "COVID POSITIVE TEST"

VACCINE-CAUSED deaths labeled "*COVID*" deaths

**DANGEROUS
MISREPRESENTATIONS**

Q: If hundreds of accidental deaths are mislabeled as "covid," how many thousands of heart attacks, strokes, flu, pneumonia, and organ failure are?

ISSUES



11yo
Ian Shumaker
Bellingham, MA
Died December 3, 2022

**DANGEROUS
MISREPRESENTATION**
No mention of covid vaccine as the cause of death

Purportedly got his booster shot just before his death →

Heart Donation Rejected
Full of Clots

Death Certificate - Part I Cause of Death states:

“COMPLICATIONS OF CARDIAC DYSRHYTHMIA OF UNKNOWN ETIOLOGY IN THE SETTING OF ACUTE UPPER RESPIRATORY INFECTION”

ISSUES



12yo
Amaya McDonough-Rocha
Milton, MA
Died August 29, 2022

**DANGEROUS
MISREPRESENTATION**
No mention of covid vaccine as the cause of death

VAERS report: 12yo, female, Massachusetts, injected 8/3/2022; died by cause “**cerebellar tonsillar and bilateral uncal herniation**”

Death Certificate - Part I Cause of Death states:

*“SUDDEN CARDIAC DEATH IN A PERSON WITH DILATION OF THE
FRONTAL HORNS OF THE LATERAL VENTRICLES, CEREBRAL
EDEMA, AND CEREBELLAR TONSILLAR AND BILATERAL
UNCAL HERNIATION”*

**STROKE
12YO GIRL**

ISSUES



7yo
Cassidy Baracka
Groton, MA
Died January 18, 2022

**DANGEROUS
MISREPRESENTATIONS**
No mention of covid vaccine as the cause of death
Errantly listed "covid" as the cause of death

VAERS Record: 7yo, female, Massachusetts; injected 1/13/2022

“Spiked a 103 fever, severe stomachache, has not had a bowel movement since the day before vaccination, which makes today 3 days without one. First vaccine caused severe nausea and vomiting from 5minutes post injection and for the next 8-10 hours.”

Death Certificate - Part I Cause of Death states:

“COMPLICATIONS OF CORONAVIRUS-19 VIRAL INFECTION”

ISSUES



30yo
Brianna McCarthy
Haverhill, MA
Died April 15, 2021
Methuen HS teacher

**DANGEROUS
MISREPRESENTATIONS**
No mention of covid vaccine as the cause of death
Errantly listed "covid" as the cause of death

VAERS Record: 30yo, female, Massachusetts; injected 3/30/2021, states:
“*massive stroke and seizures...recovered easily from Covid19 back in
November of 2020*” & headache, nausea, vomiting within hours of Moderna
dose, 2 trips to Emergency Department, 3rd trip dangerously high intracranial
pressure, paralysis, seizure, multiple brain lesions on MRI image, brain dead,
life support ended April 15, 2021

Death Certificate - Part I Cause of Death states:
“*NONTRAUMATIC CEREBRAL HERNIATION; ISCHEMIC STROKE;
COVID-19*”

**STROKE
30YO WOMAN**

ISSUES



30yo
Brianna McCarthy
Died April 15, 2021

**DANGEROUS
MISREPRESENTATIONS**
No mention of covid vaccine as the cause of death
Errantly listed "covid" as the cause of death

Fatal Post COVID mRNA-Vaccine Associated Cerebral Ischemia

They're telling you in the title
that the covid vax killed her

The Neurohospitalist 2022, Vol. 0(0) 1-3 © The Author(s) 2022
Article reuse guidelines: sagepub.com/journals-permissions DOI: 10.1177/19418744221136898 journals.sagepub.com/home/nho
Nadia McMillan, MD, PhD, Harry J. Rosenberg, MD, Matthew P. Anderson, MD, PhD,
Pankaj Pal, MD, PhD, Kathryn Stephenson, MD, and Corey R. Fehnel, MD, MPH

“Venous thromboses have been linked to several COVID-19 vaccines”
“24 hrs after receiving her first dose ... 30-year-old female ... severe headache”
“prior asymptomatic COVID-19 infection three months earlier”
**“A number of case reports ... demonstrated ... systemic thromboses post-
COVID-19 vaccination.”**
**“While this patient did not have CVST, CVST has been previously associated with
COVID-19 vaccination where thrombocytopenia is frequent and termed ‘vaccine-
induced prothrombotic immune thrombocytopenia’”**

**STROKE
30YO WOMAN**

ISSUES



17yo
Eden MacDonald
Essex, MA
Died June 11, 2021

**DANGEROUS
MISREPRESENTATION**
No mention of covid vaccine as the cause of death

Remember the Harvard Med and BID MC report about Brianna?

“While this patient did not have CVST, **CVST has been previously associated with COVID-19 vaccination**”

Eden died from “*COMPLICATIONS OF CEREBRAL VENOUS SINUS THROMBOSIS*” on June 11, 2021

VAERS Record of 17yo, female from Massachusetts; INJECTED on 5/23/2021

“*Massive acute intracranial hemorrhage*”

“*large intraventricular hemorrhage*”

“*massive brain swelling and infarctions*”

**STROKE
17YO GIRL**

Eden was injected 5 weeks after Brianna died & only ~20 miles away
Because Brianna’s vaccine death was mislabeled and not investigated, Eden then died

ISSUES



62yo
Diane Dubois
New Bedford, MA
Died March 18, 2021

**DANGEROUS
MISREPRESENTATION**
No mention of covid vaccine as the cause of death


Remember the Harvard Med and BID MC report about Brianna?

“CVST has been previously associated with COVID-19 vaccination where **thrombocytopenia is frequent** and termed ‘vaccine-induced prothrombotic immune thrombocytopenia’ (VIPIT)”

Diane’s Death Certificate states, “*ACUTE INTRACRANIAL HEMORRHAGE IN THE SETTING OF THROMBOCYTOPENIA IN A PERSON TREATED WITH COVID 19 VACCINATION 11 DAYS PRIOR TO PRESENTATION*”

STROKE

ISSUES



Diane Dubois died 2 weeks before Brianna was injected

But for the **non-investigation** of Diane's covid vaccine-caused death,
Brianna 30yo would be alive today

and **Eden 17yo**

and **Holly 42yo**

and her brother **Dan 37yo**

and **Charles 48yo**

and **Abby 20yo**

and **Cassidy 7yo**

and **Amaya 12yo**

and **Ian 11yo**

and **THOUSANDS** over 50yo. Yes, **THOUSANDS** in MA alone!!!

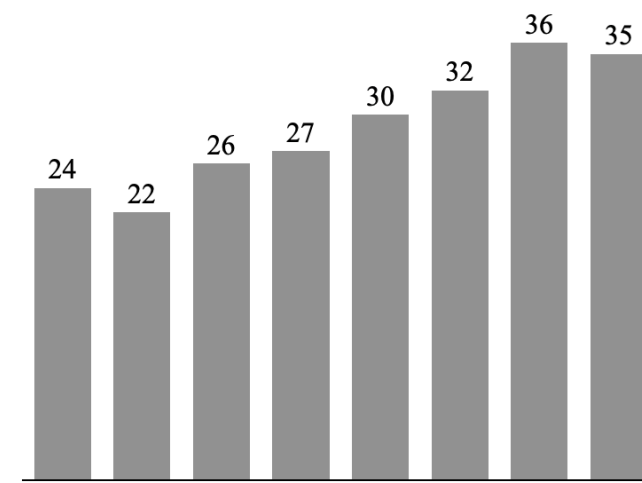
The data supports the anecdotes

ISSUES



NEUROLOGICAL & STROKE

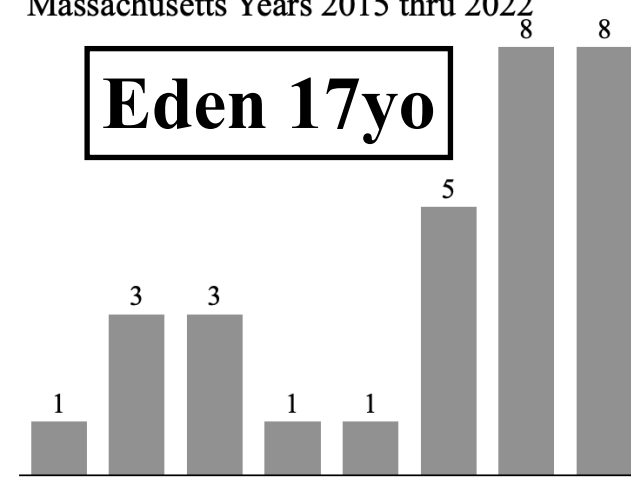
G04 Encephalitis, myelitis and encephalomyelitis involved deaths
Massachusetts Years 2015 thru 2022



Source: Vital Records of The Commonwealth of Massachusetts dated April 2023
Compiled by: John Paul Beaudoin, Sr.

YR	Excess Dths	% Δ from Expected
2020	1	3.6%
2021	3	10.4%
2022	1	2.0%
TOTAL	5	

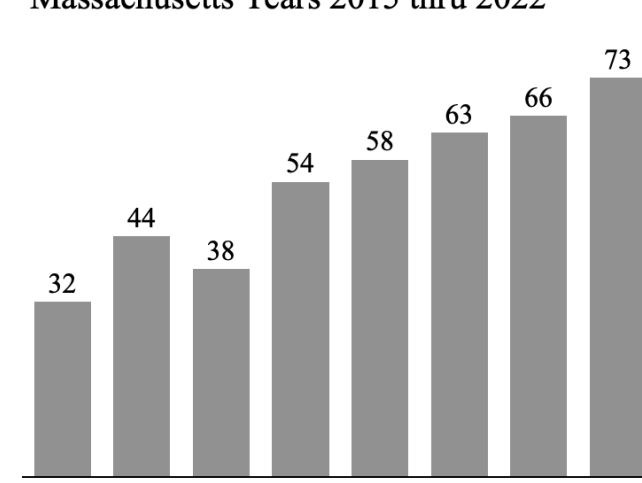
G08 Intracranial and intraspinal phlebitis and thrombophlebitis involved deaths
Massachusetts Years 2015 thru 2022



Source: Vital Records of The Commonwealth of Massachusetts dated April 2023
Compiled by: John Paul Beaudoin, Sr.

YR	Excess Dths	% Δ from Expected
2020	3	177.8%
2021	6	344.4%
2022	6	344.4%
TOTAL	16	

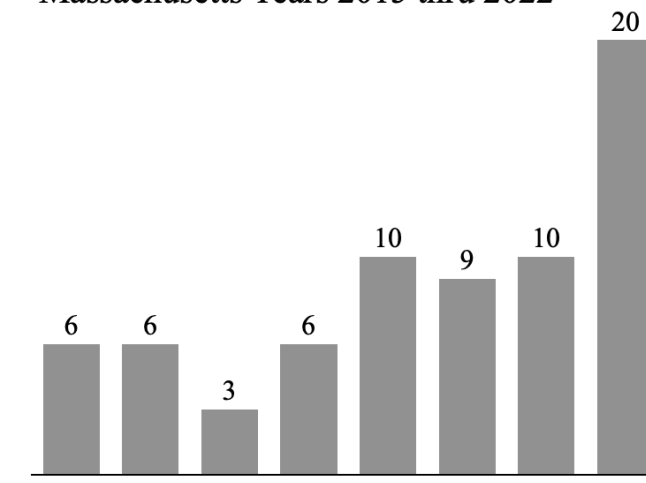
G70 Myasthenia gravis and other myoneural disorders involved deaths
Massachusetts Years 2015 thru 2022



Source: Vital Records of The Commonwealth of Massachusetts dated April 2023
Compiled by: John Paul Beaudoin, Sr.

YR	Excess Dths	% Δ from Expected
2020	-1	-1.3%
2021	-4	-5.7%
2022	-3	-4.2%
TOTAL	-8	

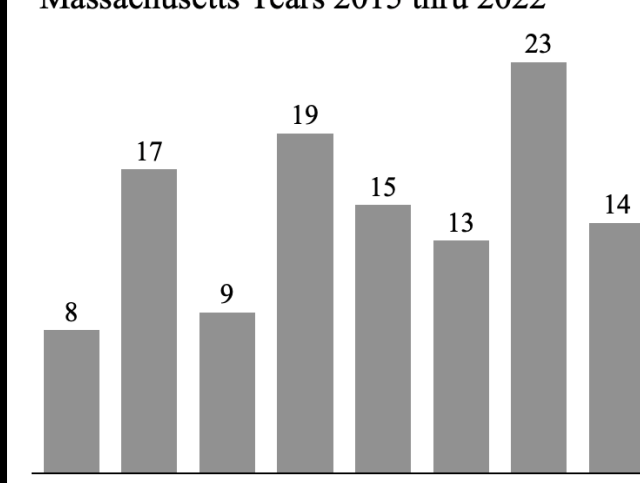
G96 Other disorders of central nervous system involved deaths
Massachusetts Years 2015 thru 2022



Source: Vital Records of The Commonwealth of Massachusetts dated April 2023
Compiled by: John Paul Beaudoin, Sr.

YR	Excess Dths	% Δ from Expected
2020	0	4.7%
2021	1	6.4%
2022	10	96.1%
TOTAL	11	

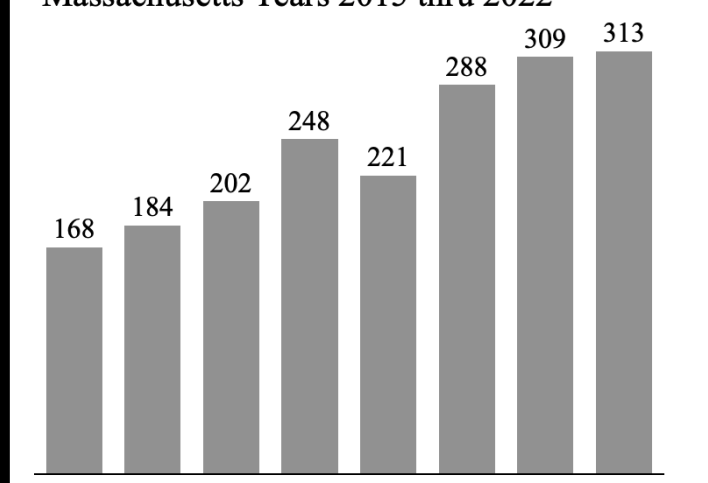
G93.2 Benign intracranial hypertension involved deaths
Massachusetts Years 2015 thru 2022



Source: Vital Records of The Commonwealth of Massachusetts dated April 2023
Compiled by: John Paul Beaudoin, Sr.

YR	Excess Dths	% Δ from Expected
2020	-5	-29.3%
2021	3	15.0%
2022	-8	-35.2%
TOTAL	-10	

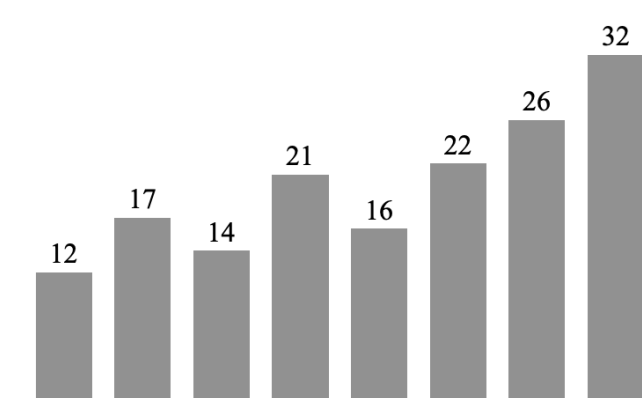
G93.4 Encephalopathy, unspecified involved deaths
Massachusetts Years 2015 thru 2022



Source: Vital Records of The Commonwealth of Massachusetts dated April 2023
Compiled by: John Paul Beaudoin, Sr.

YR	Excess Dths	% Δ from Expected
2020	32	12.7%
2021	36	13.4%
2022	23	8.1%
TOTAL	92	

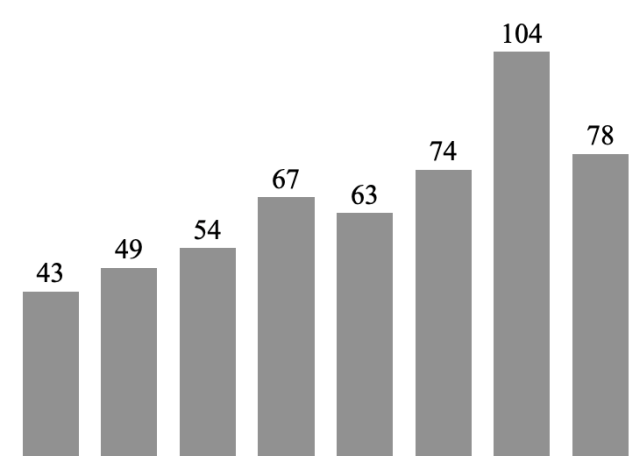
G90 Disorders of autonomic nervous system involved deaths
Massachusetts Years 2015 thru 2022



Source: Vital Records of The Commonwealth of Massachusetts dated April 2023
Compiled by: John Paul Beaudoin, Sr.

YR	Excess Dths	% Δ from Expected
2020	2	12.2%
2021	5	25.0%
2022	10	45.5%
TOTAL	18	

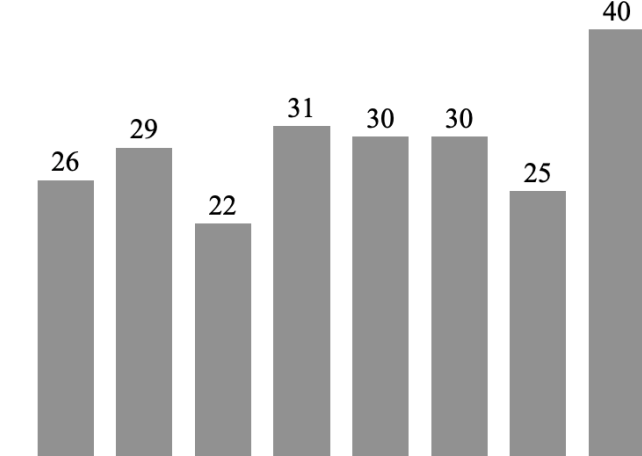
G91 Hydrocephalus involved deaths
Massachusetts Years 2015 thru 2022



Source: Vital Records of The Commonwealth of Massachusetts dated April 2023
Compiled by: John Paul Beaudoin, Sr.

YR	Excess Dths	% Δ from Expected
2020	1	1.9%
2021	26	32.7%
2022	-6	-7.4%
TOTAL	21	

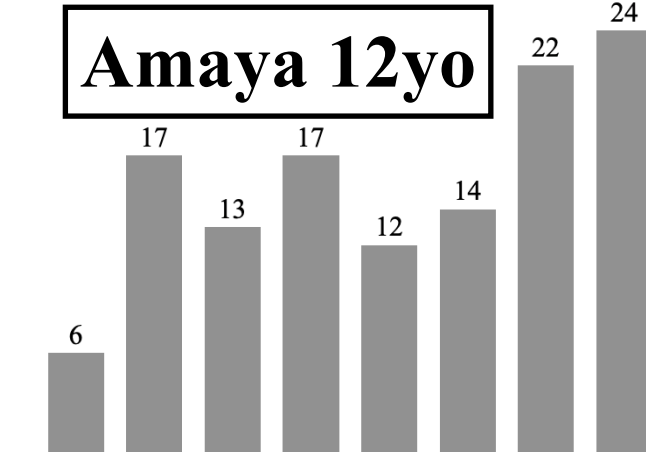
G95 Other diseases of spinal cord involved deaths
Massachusetts Years 2015 thru 2022



Source: Vital Records of The Commonwealth of Massachusetts dated April 2023
Compiled by: John Paul Beaudoin, Sr.

YR	Excess Dths	% Δ from Expected
2020	-1	-2.0%
2021	-7	-20.9%
2022	7	22.7%
TOTAL	0	

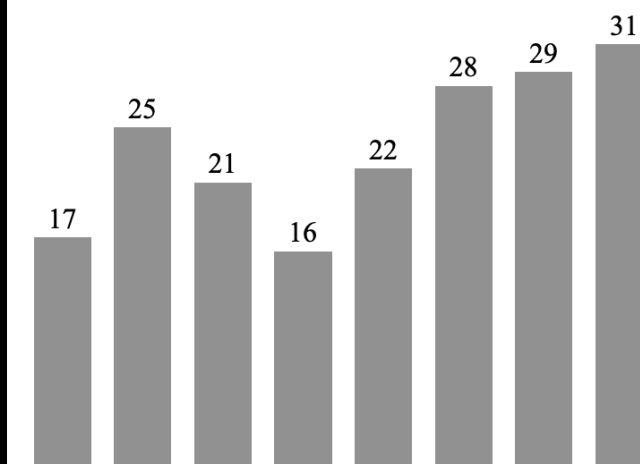
G93.8 Other specified disorders of brain involved deaths
Massachusetts Years 2015 thru 2022



Source: Vital Records of The Commonwealth of Massachusetts dated April 2023
Compiled by: John Paul Beaudoin, Sr.

YR	Excess Dths	% Δ from Expected
2020	-3	-15.7%
2021	4	23.6%
2022	5	26.3%
TOTAL	7	

G93.9 Disorder of brain, unspecified involved deaths
Massachusetts Years 2015 thru 2022




Source: Vital Records of The Commonwealth of Massachusetts dated April 2023
Compiled by: John Paul Beaudoin, Sr.

YR	Excess Dths	% Δ from Expected
2020	8	36.6%
2021	8	40.8%
2022	10	49.8%
TOTAL	26	

Brianna 30yo
G93.5 & I64

ISSUES

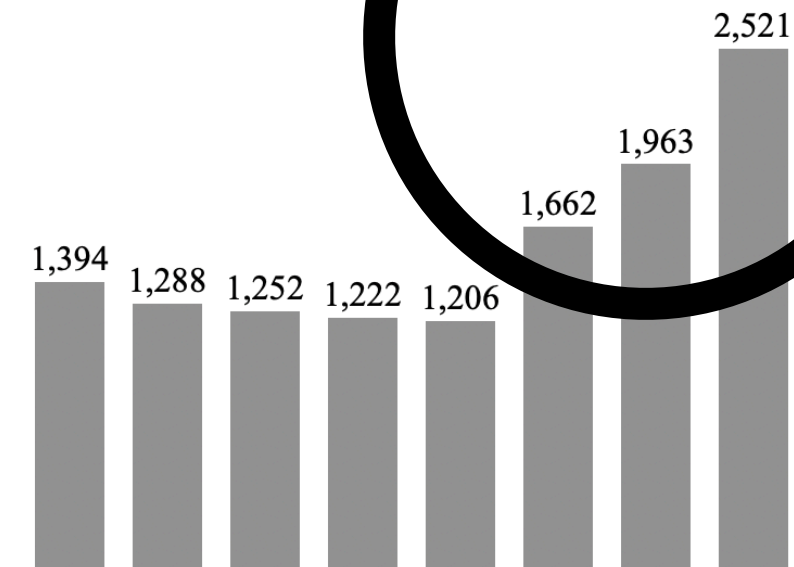
HEALTH EMERGENCY



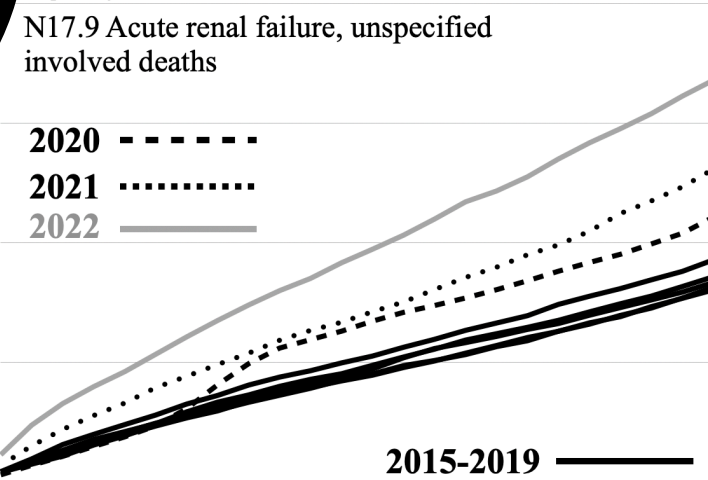
Acute Renal Failure is up 100% & cost > **2,000 MA Lives**
Does MA DPH know?

STOP REMDESIVIR - Has Remdesivir killed enough children, young, and middle-aged people yet?

N17.9 Acute renal failure, unspecified involved deaths Massachusetts Year 2015 thru 2022

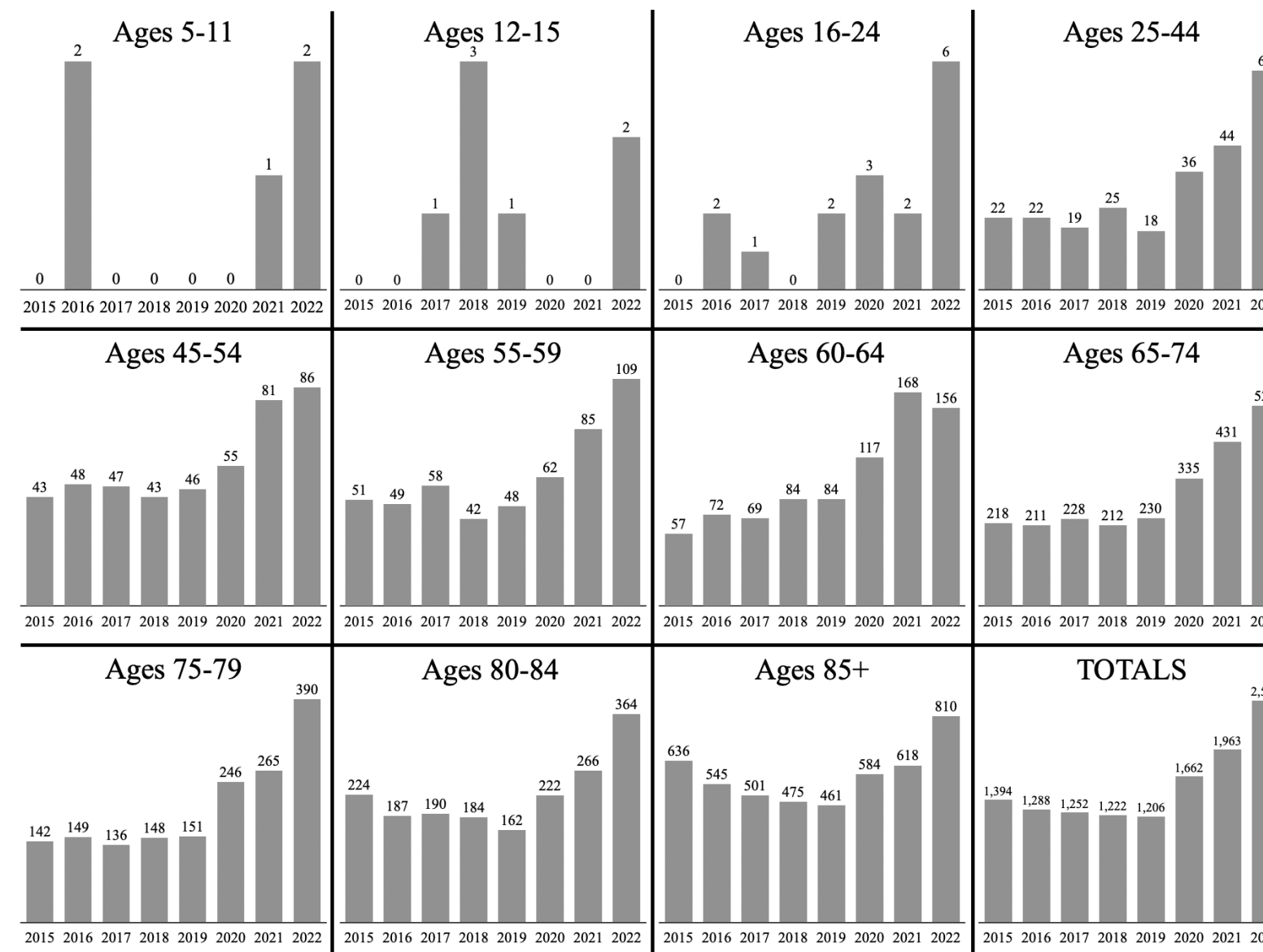


Source: Vital Records of The Commonwealth of Massachusetts dated April 2023
Compiled by: John Paul Beaudoin, Sr.



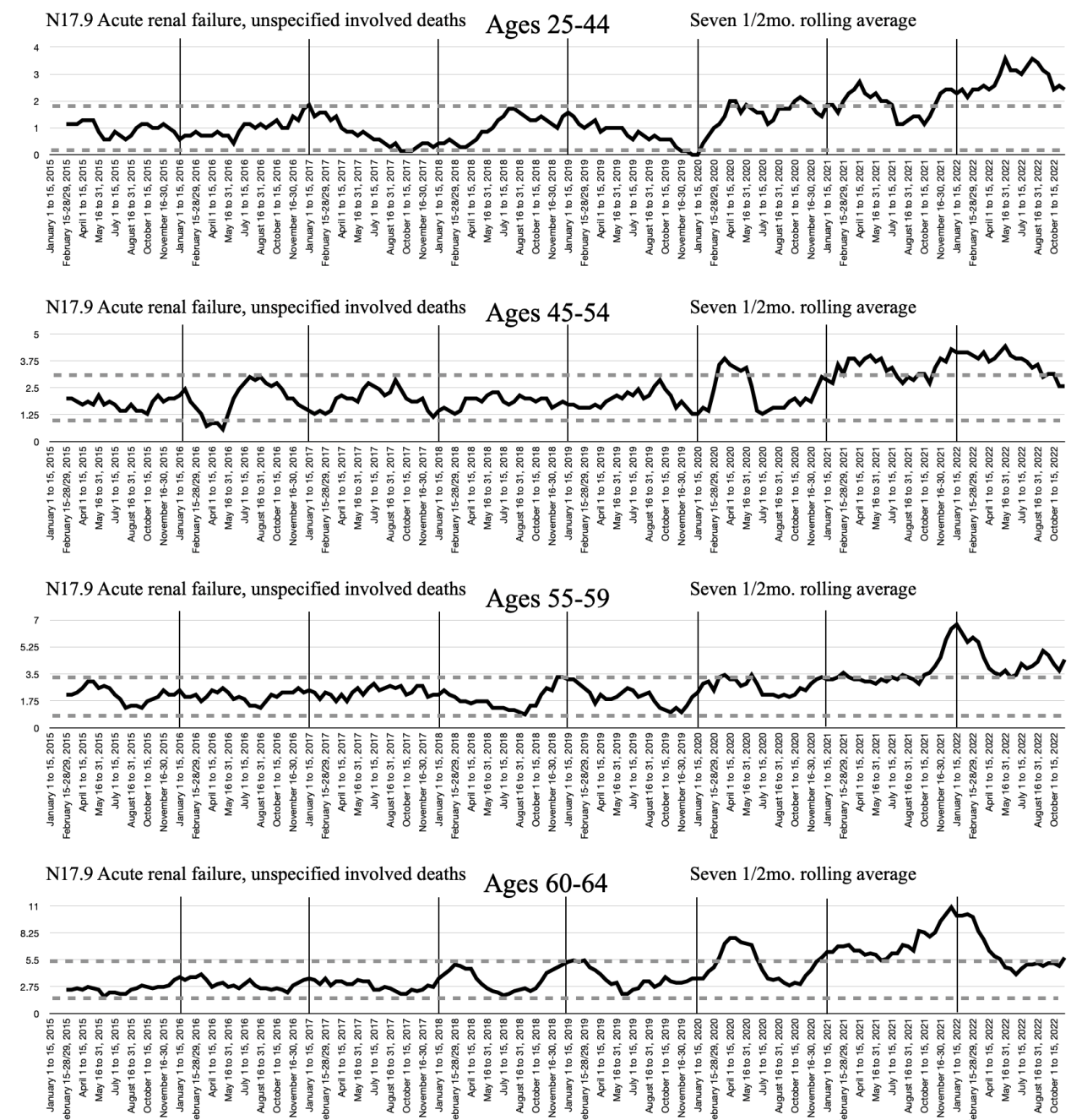
2015 2016 2017 2018 2019 2020 2021 2022
Source: Vital Records of The Commonwealth of Massachusetts dated April 2023
Compiled by: John Paul Beaudoin, Sr.

YR	Excess Dths	% Δ from Expected
2020	390	30.6%
2021	691	54.3%
2022	1,249	98.1%
TOTAL	2,329	



N17.9 Acute renal failure, unspecified involved deaths

Data Source: VITAL Records of The Commonwealth of Massachusetts dated April 2023
Compiled by: John Paul Beaudoin, Sr.

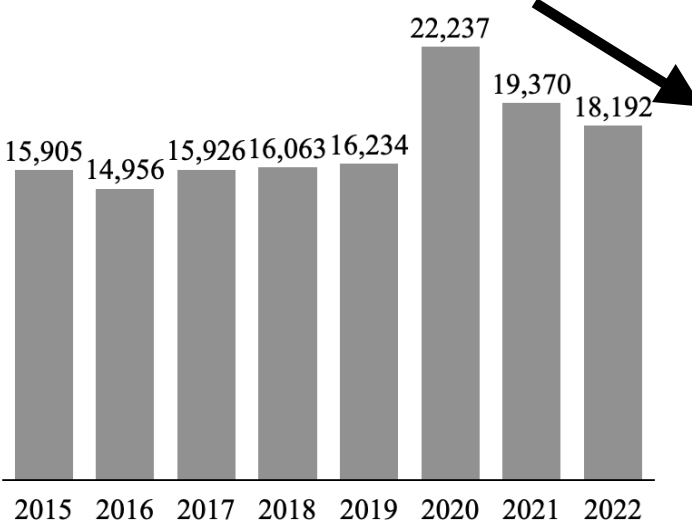


Source: Vital Records of The Commonwealth of Massachusetts dated April 2023; Compiled by: John Paul Beaudoin, Sr.

ISSUES

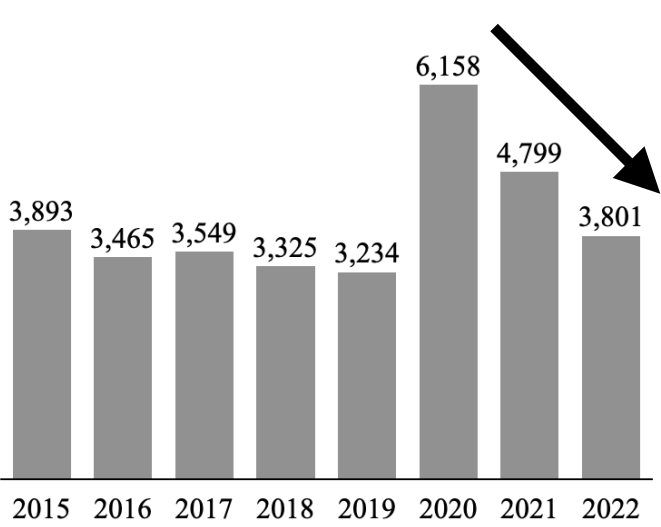


“J” Codes - Diseases of the respiratory system involved deaths Massachusetts Years 2015 thru 2022



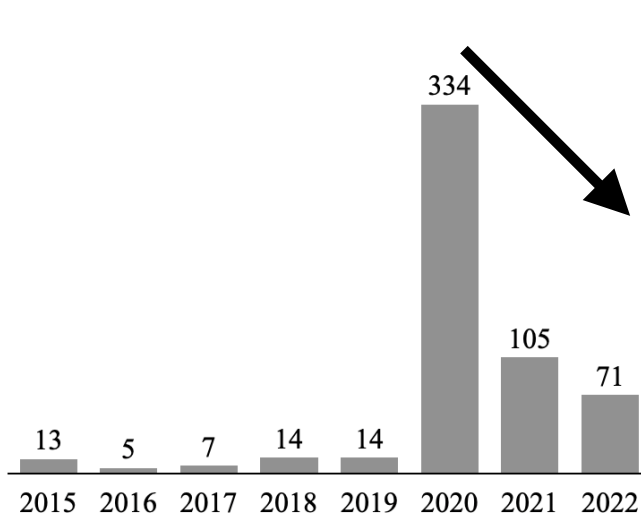
Source: Vital Records of The Commonwealth of Massachusetts dated April 2023
Compiled by: John Paul Beaudoin, Sr.

J18.9 Pneumonia, unspecified involved deaths Massachusetts Years 2015 thru 2022



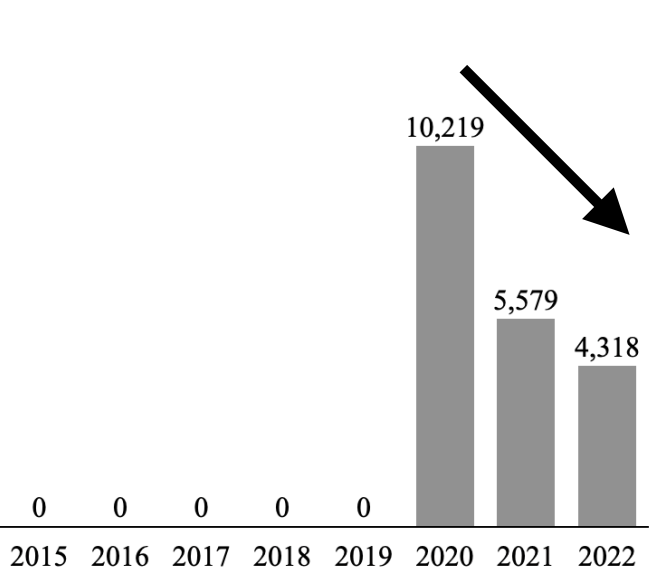
Source: Vital Records of The Commonwealth of Massachusetts dated April 2023
Compiled by: John Paul Beaudoin, Sr.

J12 Viral pneumonia, not elsewhere classified involved deaths Massachusetts Years 2015 thru 2022



Source: Vital Records of The Commonwealth of Massachusetts dated April 2023
Compiled by: John Paul Beaudoin, Sr.

U07.1 COVID-19 involved deaths Massachusetts Years 2015 thru 2022



Source: Vital Records of The Commonwealth of Massachusetts dated April 2023
Compiled by: John Paul Beaudoin, Sr.

NIH COVID-19 Treatment Protocols

<https://www.covid19treatmentguidelines.nih.gov/about-the-guidelines/table-of-contents/>

At this website, search for the word “antibiotic”
You will not find it.

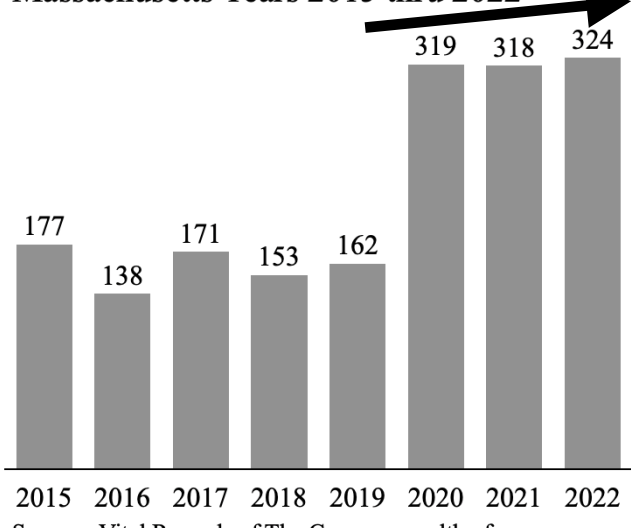
Doctors were known to withhold antibiotics from covid patients because they were told SCV2 is a virus & antibiotics have no effect

WRONG

Secondary **bacterial lung infections took more than 300 excess Massachusetts lives** by Bacterial pneumonia (bottom left graph). Compare 2020-2022 among all the pneumonia graphs to the left

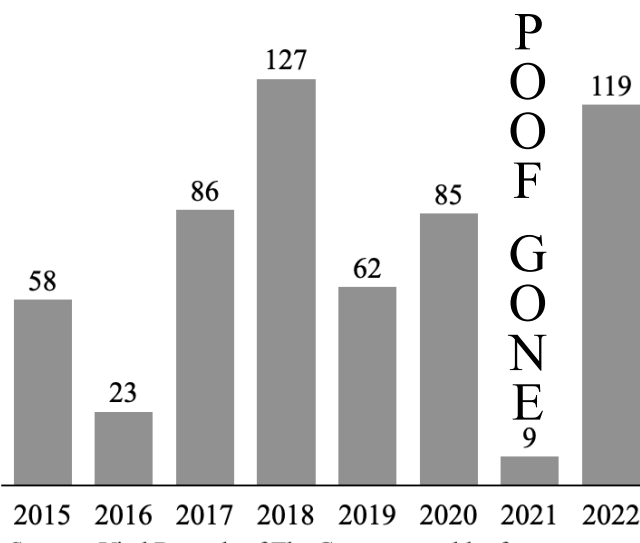
Doctors withheld antibiotics
Central processing and authority leaves those at the margins to fail. Public Health centralization can only lead to more deaths of those at the margins. This is a systems analysis theorem and certainty.

J15 Bacterial pneumonia, not elsewhere classified involved deaths Massachusetts Years 2015 thru 2022



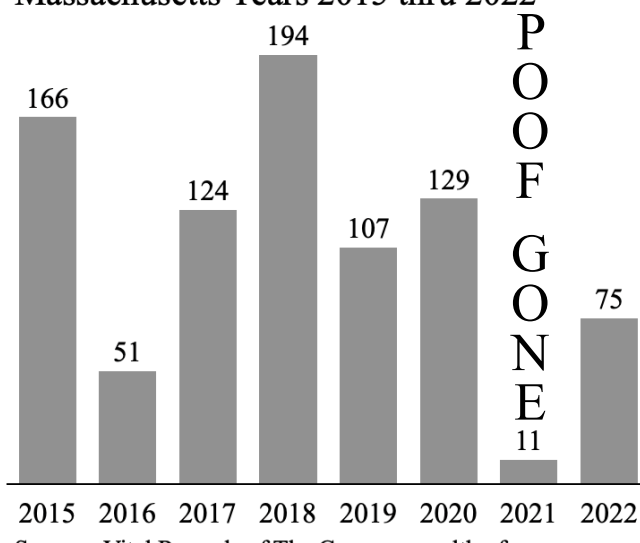
Source: Vital Records of The Commonwealth of Massachusetts dated April 2023
Compiled by: John Paul Beaudoin, Sr.

J10 Influenza due to identified seasonal influenza virus involved deaths Massachusetts Years 2015 thru 2022



Source: Vital Records of The Commonwealth of Massachusetts dated April 2023
Compiled by: John Paul Beaudoin, Sr.

J11 Influenza, virus not identified involved deaths Massachusetts Years 2015 thru 2022

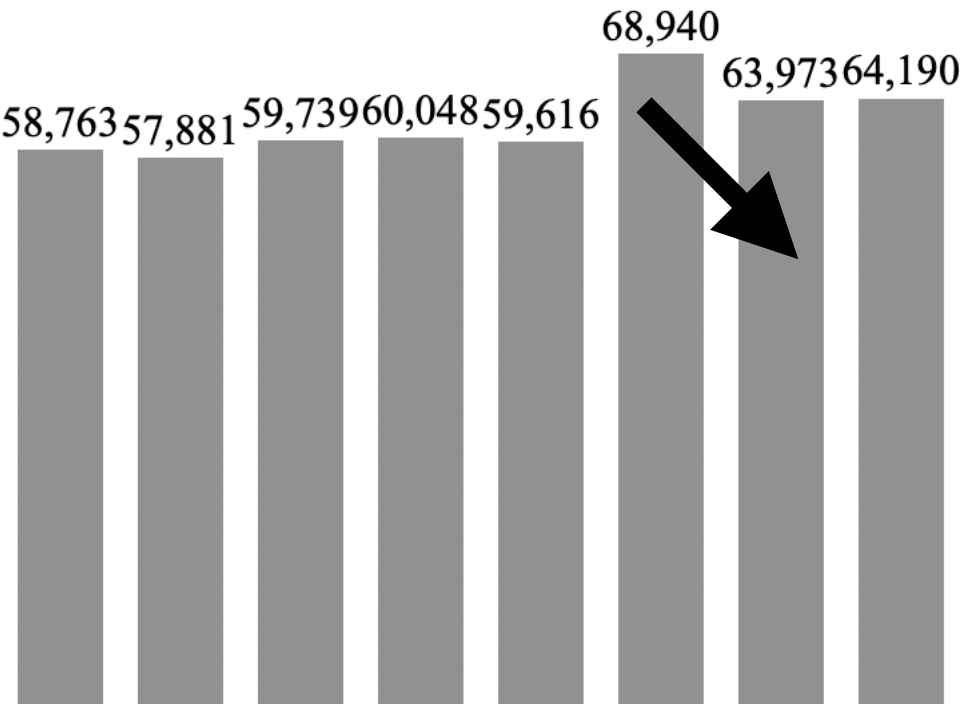


Source: Vital Records of The Commonwealth of Massachusetts dated April 2023
Compiled by: John Paul Beaudoin, Sr.

ISSUES



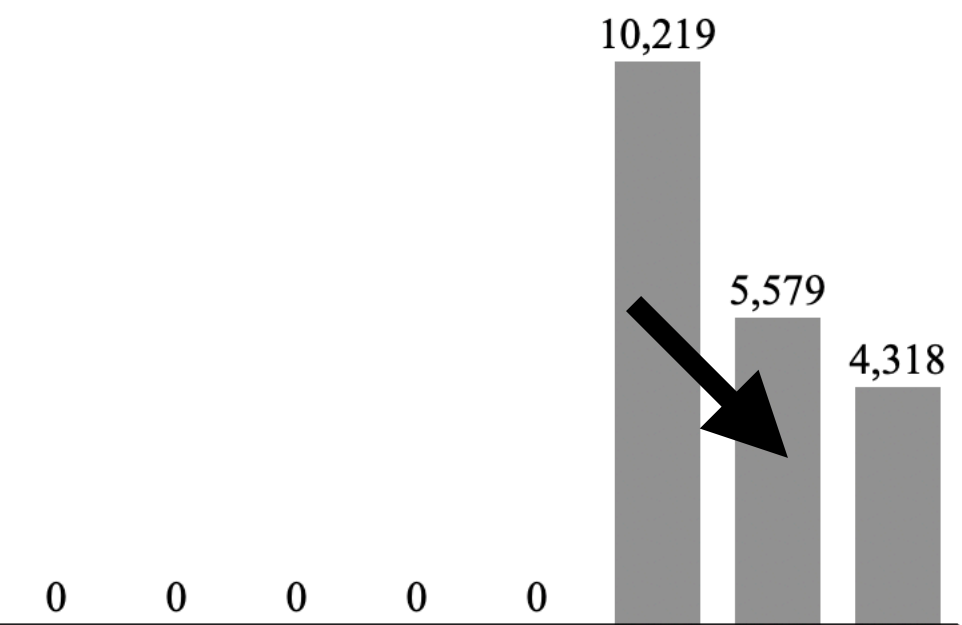
All-Cause Death
Massachusetts Years 2015 thru 2022



2015 2016 2017 2018 2019 2020 2021 2022
Source: Vital Records of The Commonwealth of Massachusetts dated April 2023
Compiled by: John Paul Beaudoin, Sr.

YR	Excess Dths	% Δ from Expected
2020	8,569	14.2%
2021	3,214	5.3%
2022	3,044	5.0%
TOTAL	14,827	

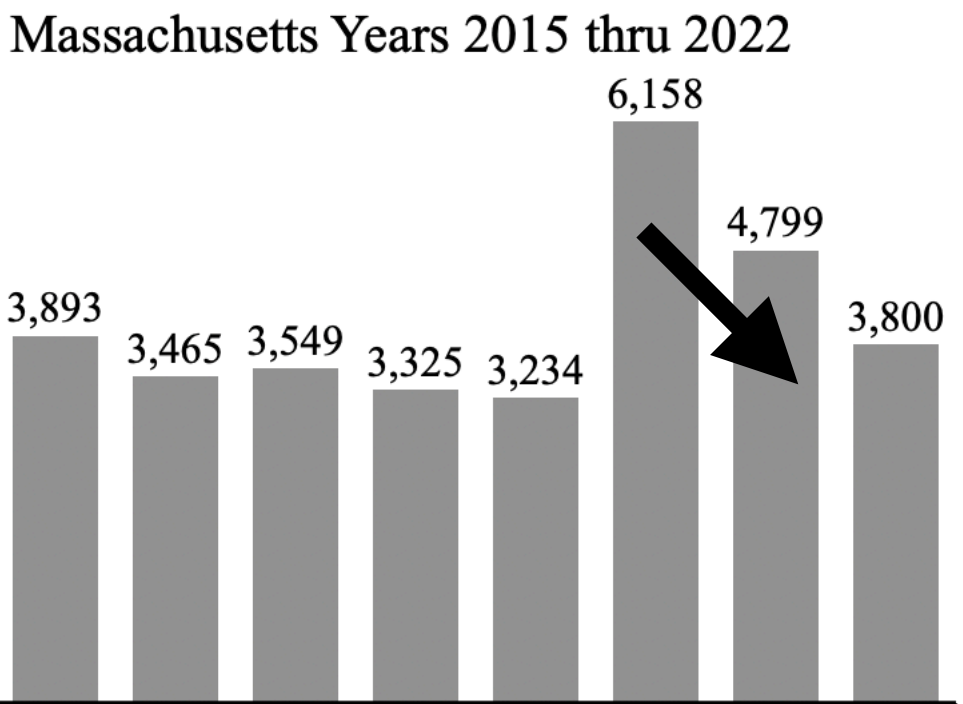
U07.1 COVID-19 involved deaths
Massachusetts Years 2015 thru 2022



2015 2016 2017 2018 2019 2020 2021 2022
Source: Vital Records of The Commonwealth of Massachusetts dated April 2023

YR	Excess Dths	% Δ from Expected
2020	10,219	
2021	5,579	
2022	4,318	
TOTAL	20,116	


J18.9 Pneumonia, unspecified
involved deaths



2015 2016 2017 2018 2019 2020 2021 2022
Source: Vital Records of The Commonwealth of Massachusetts dated April 2023


YR	Excess Dths	% Δ from Expected
2020	3,102	106.6%
2021	1,306	37.4%
2022	307	8.8%
TOTAL	4,715	

All-Cause
COVID
Pneumonia

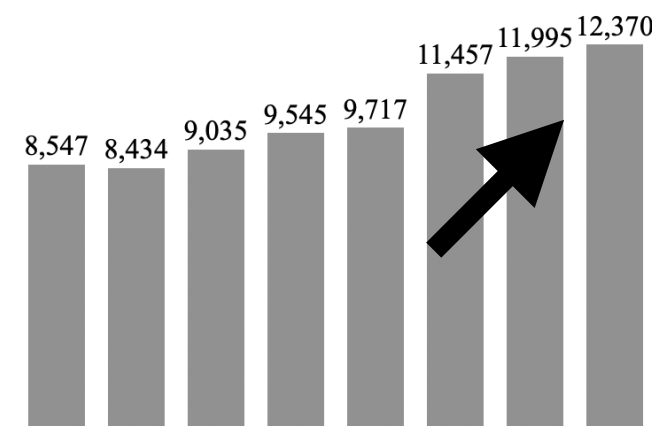


All 3 went
DOWN
2020 to 2021

ISSUES



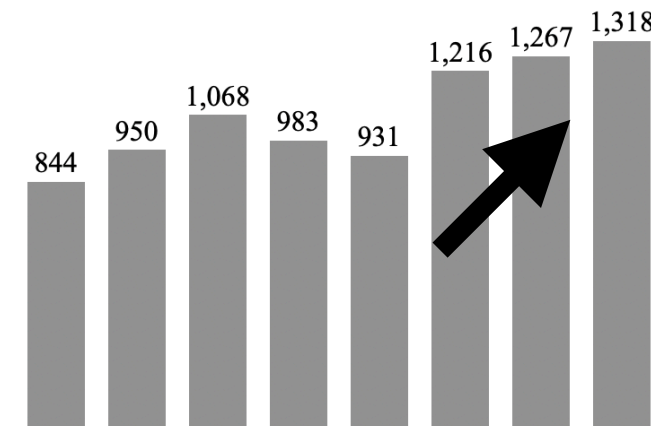
I46.9 Cardiac arrest, unspecified involved deaths
Massachusetts Years 2015 thru 2022



2015 2016 2017 2018 2019 2020 2021 2022
Source: Vital Records of The Commonwealth of Massachusetts dated April 2023
Compiled by: John Paul Beaudoin, Sr.

YR	Excess Dths	% Δ from Expected
2020	1,366	13.1%
2021	1,559	14.9%
2022	1,589	14.7%
TOTAL	4,514	

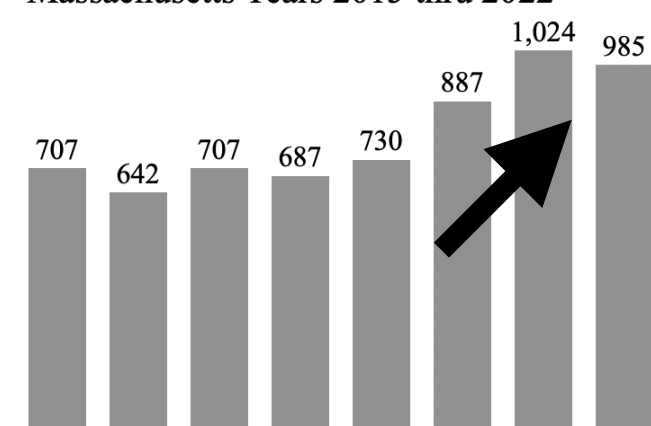
I49.9 Cardiac arrhythmia, unspecified involved deaths
Massachusetts Years 2015 thru 2022



2015 2016 2017 2018 2019 2020 2021 2022
Source: Vital Records of The Commonwealth of Massachusetts dated April 2023
Compiled by: John Paul Beaudoin, Sr.

YR	Excess Dths	% Δ from Expected
2020	199	19.1%
2021	229	22.1%
2022	259	24.5%
TOTAL	687	

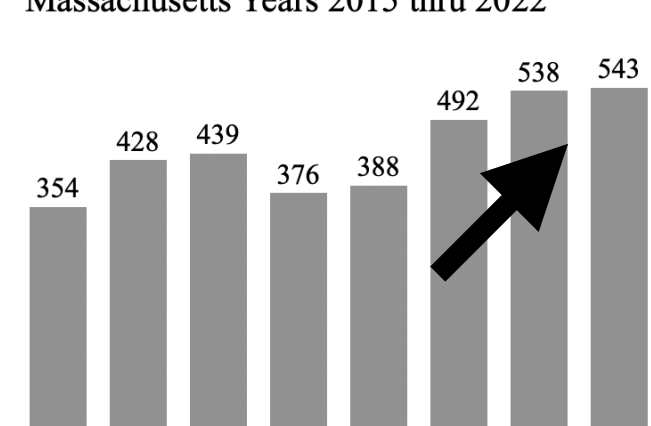
I26.9 Pulmonary embolism without mention of acute cor pulmonale involved deaths
Massachusetts Years 2015 thru 2022



2015 2016 2017 2018 2019 2020 2021 2022
Source: Vital Records of The Commonwealth of Massachusetts dated April 2023
Compiled by: John Paul Beaudoin, Sr.

YR	Excess Dths	% Δ from Expected
2020	165	22.6%
2021	293	40.1%
2022	245	33.1%
TOTAL	703	


I8 Diseases of veins, lymphatic vessels and lymph nodes, not elsewhere classified involved deaths
Massachusetts Years 2015 thru 2022




2015 2016 2017 2018 2019 2020 2021 2022
Source: Vital Records of The Commonwealth of Massachusetts dated April 2023
Compiled by: John Paul Beaudoin, Sr.

YR	Excess Dths	% Δ from Expected
2020	90	22.4%
2021	135	33.4%
2022	138	34.1%
TOTAL	363	

**THOUSANDS of EXCESS DEATHS
2021 & 2022**



CLOTTING & BLEEDING



ALL UP
2020 to 2021

Cardiac Arrest

Cardiac Arrhythmia

Pulmonary Embolism

Veins, Lymphatic vessels & Lymph Nodes

Blood & Blood-Forming Organs & Immune Sys.

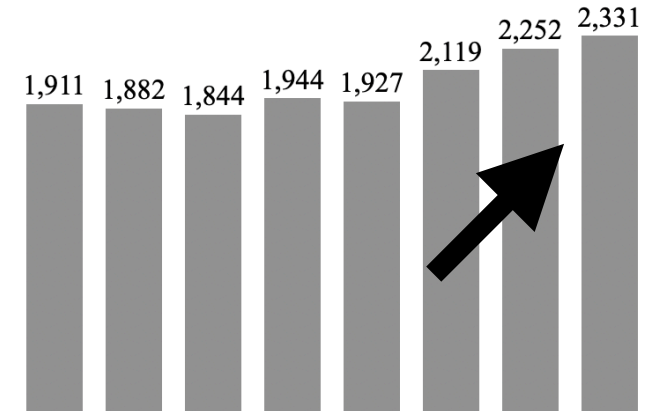
Immune Mechanism Disorders

Acute Posthemorrhagic Anemia

Thrombocytopenia

It's all about the blood

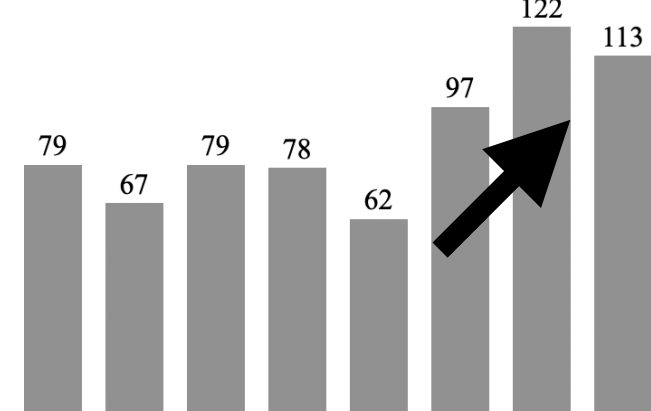
"D" Codes Blood & blood-forming organs & certain immune mechanism involved deaths involved deaths
Massachusetts Years 2015 thru 2022



2015 2016 2017 2018 2019 2020 2021 2022
Source: Vital Records of The Commonwealth of Massachusetts dated April 2023
Compiled by: John Paul Beaudoin, Sr.

YR	Excess Dths	% Δ from Expected
2020	189	9.8%
2021	313	16.1%
2022	382	19.6%
TOTAL	884	

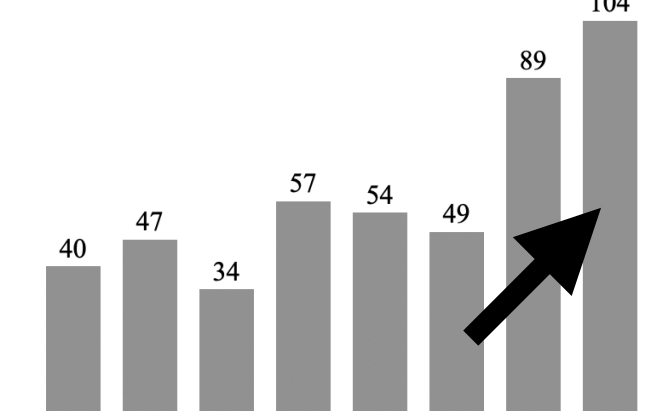
D8 Certain disorders involving the immune mechanism involved deaths
Massachusetts Years 2015 thru 2022



2015 2016 2017 2018 2019 2020 2021 2022
Source: Vital Records of The Commonwealth of Massachusetts dated April 2023
Compiled by: John Paul Beaudoin, Sr.

YR	Excess Dths	% Δ from Expected
2020	31	48.4%
2021	49	67.1%
2022	40	54.8%
TOTAL	120	

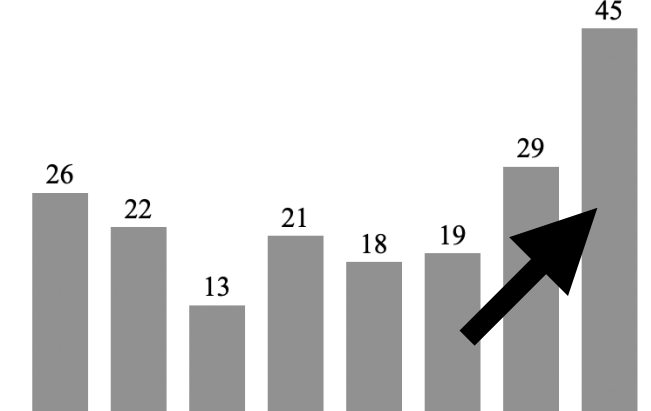
D62 Acute posthemorrhagic anemia involved deaths
Massachusetts Years 2015 thru 2022



2015 2016 2017 2018 2019 2020 2021 2022
Source: Vital Records of The Commonwealth of Massachusetts dated April 2023
Compiled by: John Paul Beaudoin, Sr.

YR	Excess Dths	% Δ from Expected
2020	-9	(15.2%)
2021	27	44.5%
2022	39	59.0%
TOTAL	57	


D69.5 Secondary thrombocytopenia involved deaths
Massachusetts Years 2015 thru 2022



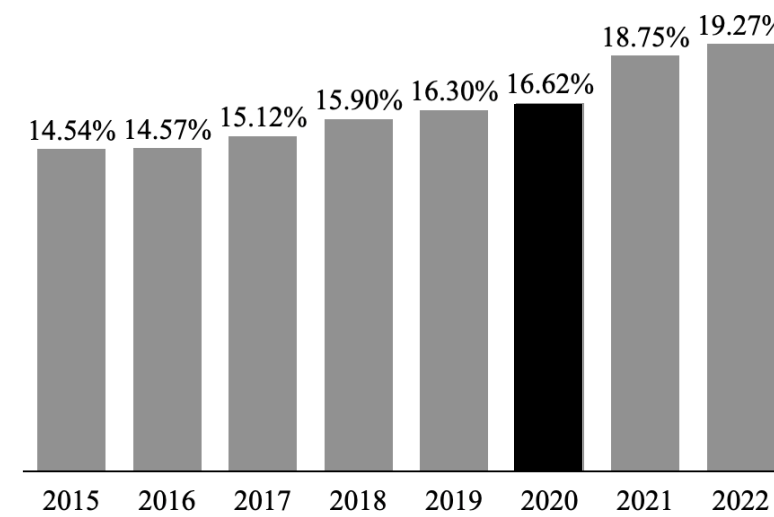
2015 2016 2017 2018 2019 2020 2021 2022
Source: Vital Records of The Commonwealth of Massachusetts dated April 2023
Compiled by: John Paul Beaudoin, Sr.

YR	Excess Dths	% Δ from Expected
2020	-1	(5.0%)
2021	9	45.0%
2022	25	125.0%
TOTAL	33	

ISSUES

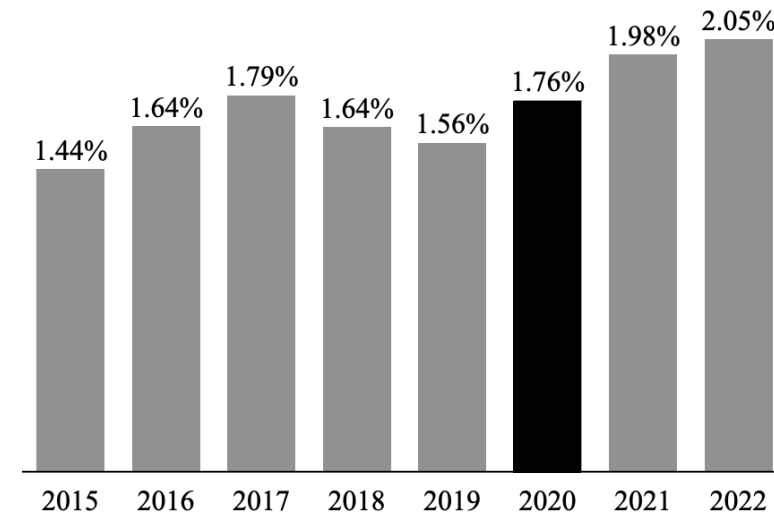


146.9 Cardiac arrest, unspecified involved deaths as a percentage of All-Cause deaths each year
Massachusetts Years 2015 thru 2022



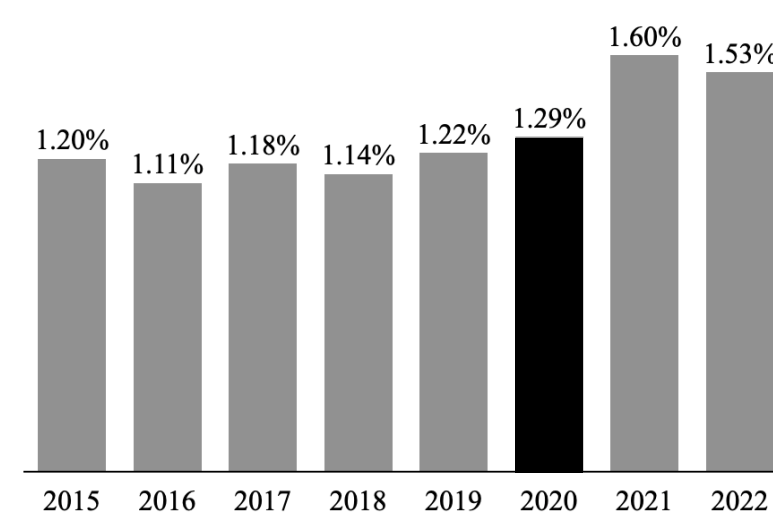
Source: Vital Records of The Commonwealth of Massachusetts
Compiled by: John Paul Beaudoin, Sr.

149.9 Cardiac arrhythmia, unspecified involved deaths as a percentage of All-Cause deaths each year
Massachusetts Years 2015 thru 2022



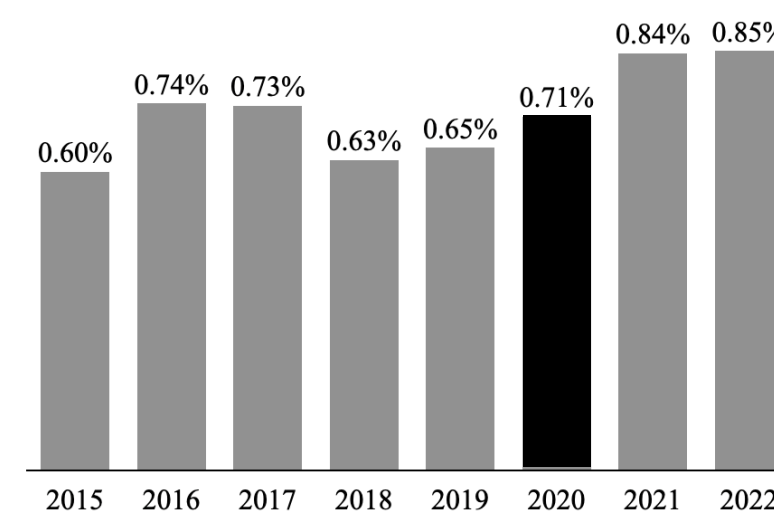
Source: Vital Records of The Commonwealth of Massachusetts
Compiled by: John Paul Beaudoin, Sr.

126.9 Pulmonary embolism without mention of acute cor pulmonale involved deaths as a percentage of All-Cause deaths each year
Massachusetts Years 2015 thru 2022



Source: Vital Records of The Commonwealth of Massachusetts
Compiled by: John Paul Beaudoin, Sr.

Massachusetts 18 Veins, lymph vessels & lymph nodes involved deaths as a percentage of All-Cause deaths each year
Massachusetts Years 2015 thru 2022



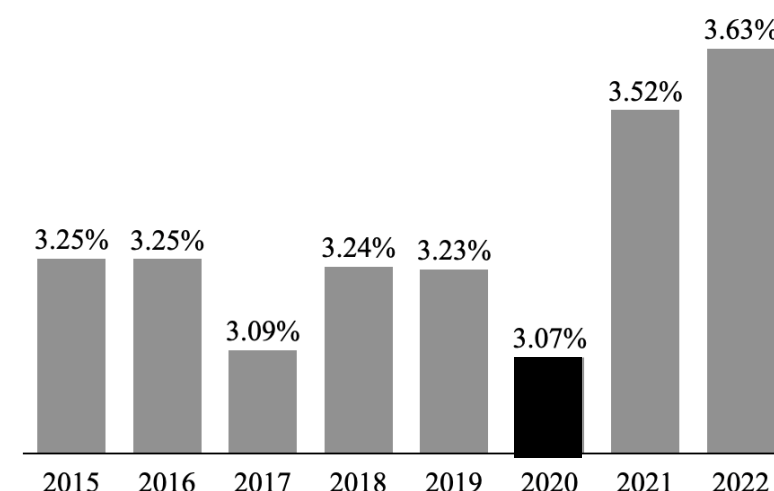
Source: Vital Records of The Commonwealth of Massachusetts
Compiled by: John Paul Beaudoin, Sr.

2020 in **BLACK**
Excess Disappears

THOUSANDS of EXCESS DEATHS 2021 & 2022

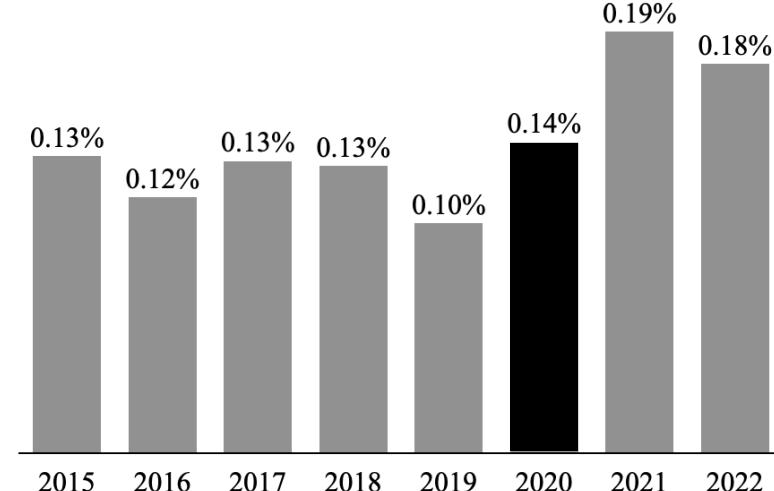
CLOTTING & BLEEDING

Massachusetts "D" Codes Blood & blood-forming organs & certain immune mechanism involved deaths as a percentage of All-Cause deaths each year
Massachusetts Years 2015 thru 2022



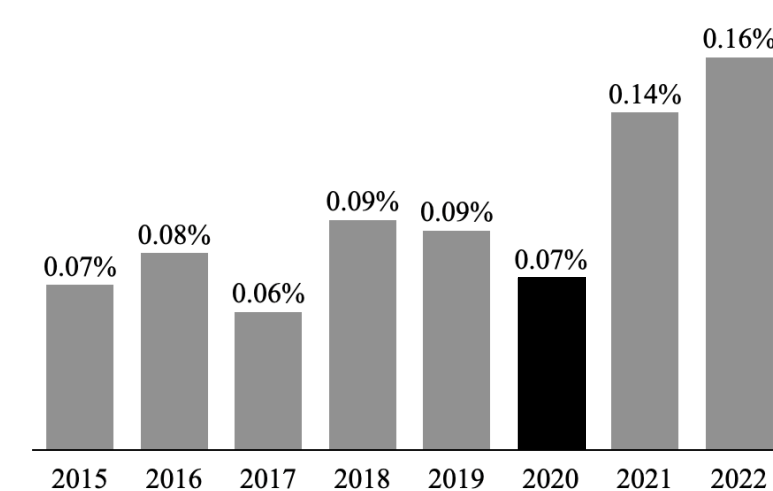
Source: Vital Records of The Commonwealth of Massachusetts
Compiled by: John Paul Beaudoin, Sr.

Massachusetts D8 Certain disorders involving the immune mechanism involved deaths as a percentage of All-Cause deaths each year
Massachusetts Years 2015 thru 2022



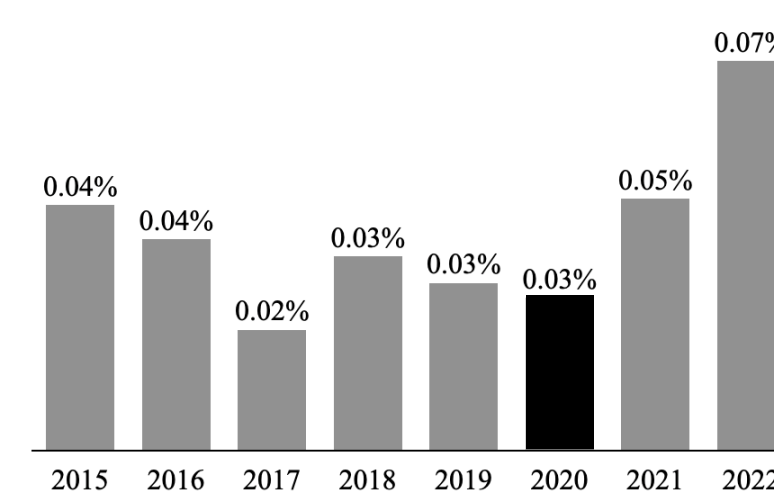
Source: Vital Records of The Commonwealth of Massachusetts
Compiled by: John Paul Beaudoin, Sr.

Massachusetts D62 Acute posthemorrhagic anemia involved deaths as a percentage of All-Cause deaths each year
Massachusetts Years 2015 thru 2022



Source: Vital Records of The Commonwealth of Massachusetts
Compiled by: John Paul Beaudoin, Sr.

Massachusetts D69.5 Secondary thrombocytopenia involved deaths as a percentage of All-Cause deaths each year
Massachusetts Years 2015 thru 2022




Source: Vital Records of The Commonwealth of Massachusetts
Compiled by: John Paul Beaudoin, Sr.

- Cardiac Arrest
- Cardiac Arrhythmia
- Pulmonary Embolism
- Veins, Lymphatic vessels & Lymph Nodes
- Blood & Blood-Forming Organs & Immune Sys.
- Immune Mechanism Disorders
- Acute Posthemorrhagic Anemia
- Thrombocytopenia

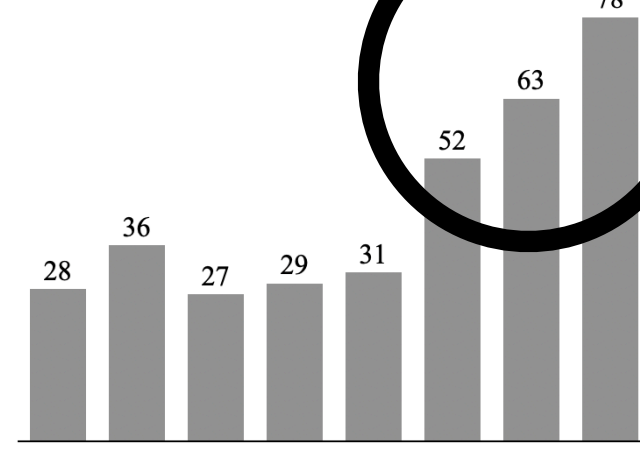
PUBLIC HEALTH EMERGENCY = BLOOD DYSREGULATION

It's all about the blood

ISSUES



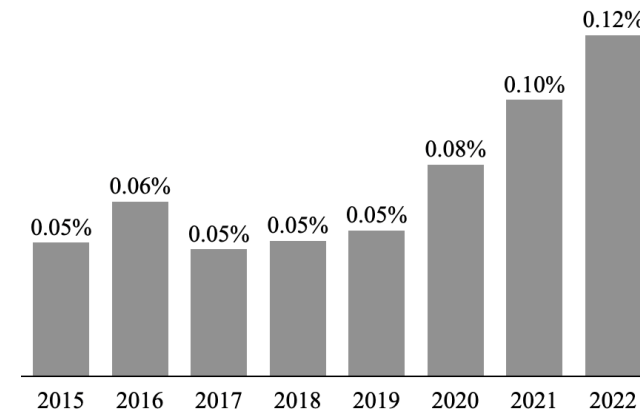
C77.9 Secondary and unspecified malignant neoplasm: Lymph node, unspecified involved deaths Massachusetts Years 2015 thru 2022



Source: Vital Records of The Commonwealth of Massachusetts dated April 2023
Compiled by: John Paul Beaudoin, Sr.

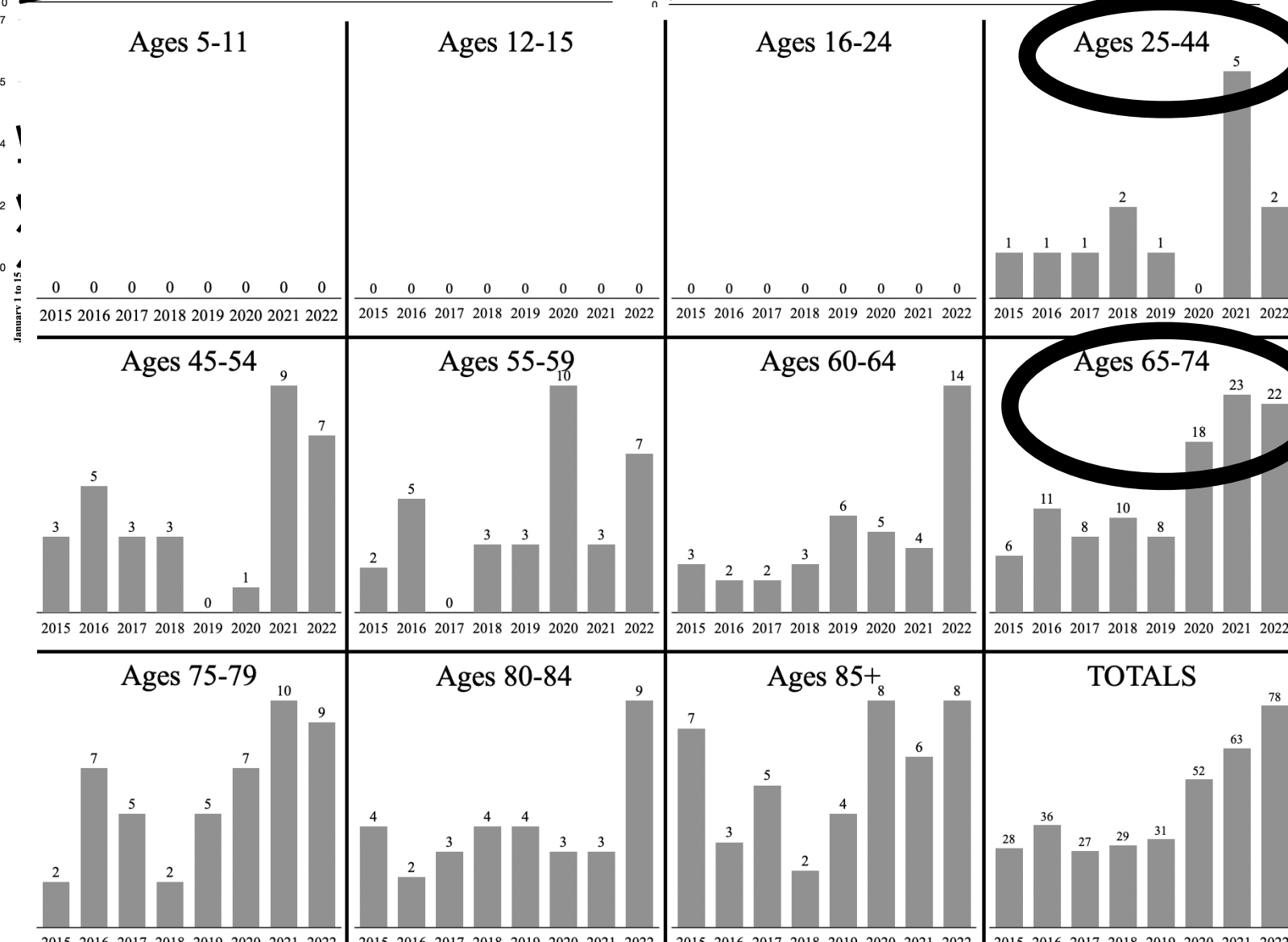
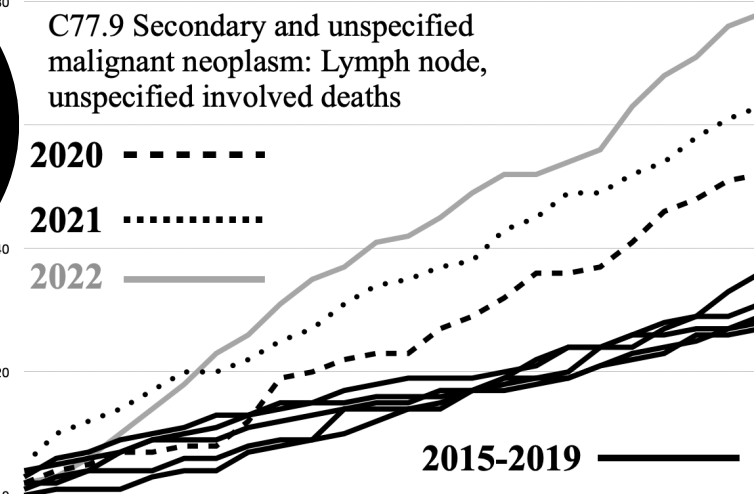
YR	Excess Dths	% Δ from Expected
2020	22	72.2%
2021	33	108.6%
2022	48	158.3%
TOTAL	102	

C77.9 Secondary and unspecified malignant neoplasm: Lymph node, unspecified involved deaths as a percentage of All-Cause deaths each year Massachusetts Years 2015 thru 2022



Source: Vital Records of The Commonwealth of Massachusetts
Compiled by: John Paul Beaudoin, Sr.

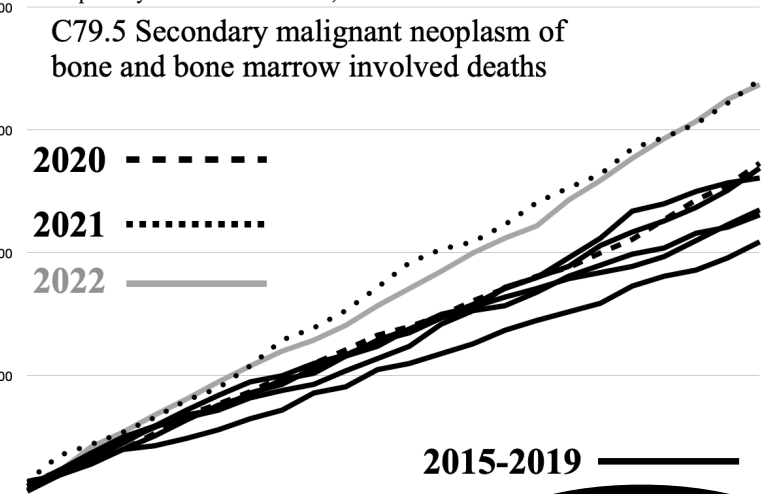
Source: Vital Records of The Commonwealth of Massachusetts dated April 2023
Compiled by: John Paul Beaudoin, Sr.



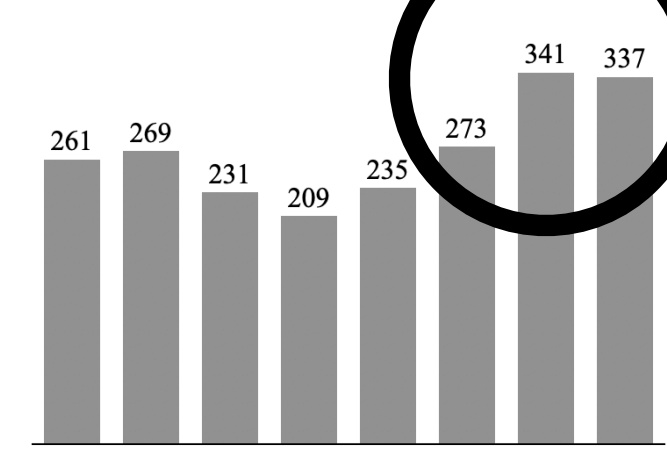
C77.9 Secondary and unspecified malignant neoplasm: Lymph node, unspecified involved deaths

Data Source: VITAL Records of The Commonwealth of Massachusetts dated April 2023
Compiled by: John Paul Beaudoin, Sr.

Source: Vital Records of The Commonwealth of Massachusetts dated April 2023
Compiled by: John Paul Beaudoin, Sr.



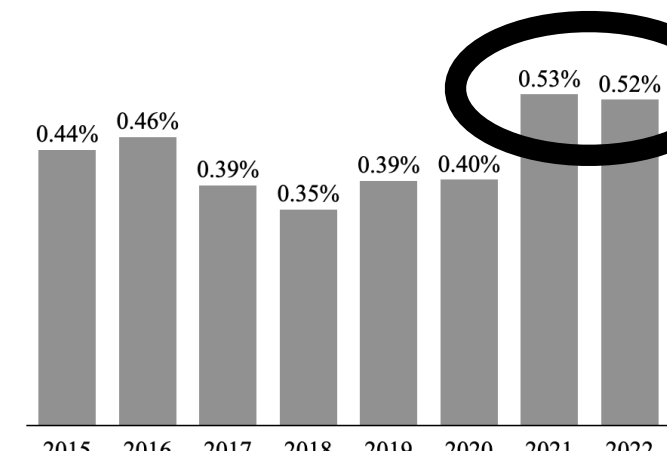
C79.5 Secondary malignant neoplasm of bone and bone marrow involved deaths Massachusetts Years 2015 thru 2022



Source: Vital Records of The Commonwealth of Massachusetts dated April 2023
Compiled by: John Paul Beaudoin, Sr.

YR	Excess Dths	% Δ from Expected
2020	32	13.3%
2021	100	41.5%
2022	96	39.8%
TOTAL	228	

C79.5 Secondary malignant neoplasm of bone and bone marrow involved deaths as a percentage of All-Cause deaths each year Massachusetts Years 2015 thru 2022



Source: Vital Records of The Commonwealth of Massachusetts
Compiled by: John Paul Beaudoin, Sr.

> 250 EXCESS CANCER DEATHS 2021 & 2022

MANY MORE COMING DNA contamination CONFIRMED

Manufacturing Quality Control BROKEN

LYMPH & MARROW CANCERS EXPLODED

It's all about the blood

Blood-Related Cancers

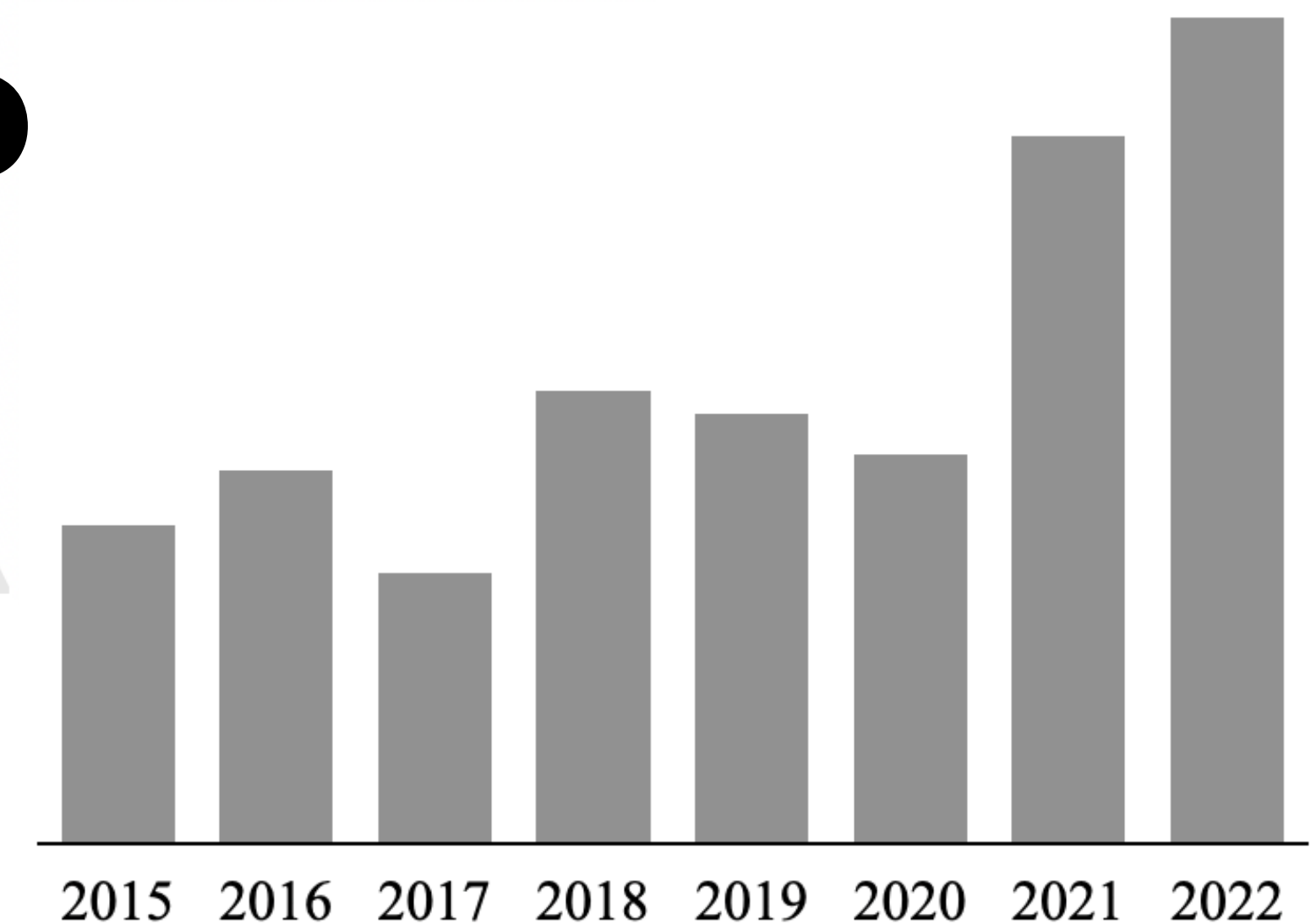
CONCLUSIONS



COVID deaths = OVER-COUNTED

VACCINE DEATHS = NOT COUNTED

Remdesivir should be BANNED



Would you knowingly enter your children and grandchildren into a Death Lottery?